


## Performance of our students

### Our School at a glance

	PO address	PO Box 533 Kenmore Qld 4069
	Phone	07 38714888
	Fax	07 38714800
	Email	the.principal@chpahillss.eq.edu.au
	Website or Contact Person	www.chaphillss.eq.edu.au

## Principal's foreword

### Introduction

This report provides parents and members of the school community with information about the school's performance during 2008.

Chapel Hill School is a co-educational primary school located in the western suburbs of Brisbane. Our students, families, Teachers, support staff and community all contribute to a caring, inclusive school culture with a strong work ethic.

Our shared vision is to be a vibrant learning community where children actively participate and prepare for a role in shaping a changing world. To achieve this, we educate the whole child, value individual differences and nurture social intelligence. We encourage each child to become a self directed learner with a positive self image, sound relationships and a foundation for life-long learning and active citizenship.

The school provides curriculum that cover the 8 key learning areas and has a strong focus on sport, music and the arts. Our facilities include a Hall, 9 teaching blocks, a well stocked library; several play areas, tennis courts, Arts Building and two Music Rooms.

Chapel Hill State School is committed to holistic, developmental education, in which each student is provided with the skills and knowledge necessary for them to develop academically, socially, culturally, emotionally and physically.

There is a high level of satisfaction with community relationships and with relationships within the school.

## Performance of our students

### Our School at a glance

#### Future outlook

- Improving the alignment between curriculum, assessment and reporting to support the implantation of Queensland Curriculum and Reporting Framework (QCARF)

Delivering education reforms that engage with, and meet the varying needs of, the full cohort of students.

Improving the position of state schooling as an education system of choice.

Development of enhanced programs for student support and welfare – Student Support Committee

Development of a program to ensure that all students engage in effective, daily physical education activities supporting the “Smart Moves” initiative.

Progression of the second year of the School wide Positive Behaviour support

Increasing opportunities to support the Arts Program in particular dance, visual arts and drama

Continue improvements in facilities

Progression of the school’s ICT Plan with an emphasis on teachers and students competently using Technology.

Focus on differentiation to meet the needs of students

#### School Profile

Total student enrolments for this school - 596

Year levels offered: Prep to Year 7

Coeducational

Chapel Hill State School provides a safe and caring environment for high quality learning to occur. The school’s motto “Strive for Excellence” and “Today’s Students Learning For Tomorrow’s World “ reflects the commitment of teachers and the school community in encouraging every child to reach their full potential while promoting social responsibility that goes with being part of a community.

#### Curriculum offerings

Our distinctive curriculum offerings

## Performance of our students

### Our School at a glance

- integration of information and communication technologies in curriculum delivery;

music

choral – Junior and Senior

Instrumental Music – Junior Band, Intermediate Band, Senior Band, Jazz Band, Junior Strings, Senior Strings.

art (*Artist in Residence*), arts building,

inter-school sport,

German LOTE

Technology - Robotics

academic focus (English, mathematics, SOSE and science, The Arts, HPE, LOTE drama, technology, values education,)

Values based classroom programs

Use of philosophy in the classroom strategies to investigate values and concerns and units of work within the classroom

Integration of all key learning areas into each classroom programs

Exploration of the Arts curriculum including dance/ drama/ media/ music

GEMS Program and Gifted Education (Philosophy, Poetry, Maths, Science)

Parental Programs

School wide Positive Behaviour Program

#### Extra curricula activities.

- instrumental music (including piano, guitar)

Extensive Interschool sports program with sport coaching (AFL, softball, futsal, baseball, athletics, cross-country, netball, swimming, tennis);

co curricula - chess, public speaking, dance, yoga, drama, philosophy in the classroom, debating, gymnastics, fencing, drama.

Chess

## Performance of our students

### Our School at a glance

#### Camping Program –

Year 5 – Midginbil Hill

Year 6 – Currumindi

Year 7 – Sydney/Canberra

#### How computers are used to assist learning

At Chapel Hill State School computers are used as an integral tool for teaching and learning across all Key Learning Areas. We provide a high level of student access to networked computers in the classrooms at a ratio above Education Queensland requirements. A Technology Teacher supports students, teachers and parents one day per week. Teachers explicitly plan to support students to research, investigate, design, create, evaluate and communicate using contemporary technological resources and devices. Teachers continually extend their knowledge, skills and abilities to make information communication technologies integral to student learning. Students are supported, encouraged and challenged to extend on their prior knowledge using computers and other technologies.

#### Social climate

Our school community works together to promote high expectations of our Chapel Hill State School members, parents, staff and students. Our school expects and receives support from students and parents in the implementation of our beliefs and value statements. Chapel Hill State School's School wide Positive Behaviour Support is backed by and enacted by parents, students and staff. Our approach to developing responsible behaviours is focussed on building and maintaining relationship and by ensuring consistency and continuity across the school. The school lives by the simple word of RESPECT – Respect - self; Respect – Others; Respect – Environment. The community of Chapel Hill State School is committed to supporting learning. Respect and successful outcomes are possible due to the safe and cooperative climate that has been developed. The school community recognises, accepts and values individual differences. Optimal learning opportunities are created for the teachers to provide a challenging and engaging 'real-life' curriculum for the students. This curriculum is not only reflective of our community's values but also supportive of developing capable and competent citizens of tomorrow.

100% of the parent community have indicated that their child is happy to go to school.

95.6% of the parent community have indicated that they feel their child is safe at school

91.3% of the parent community believe that their child is treated fairly at school.

## Performance of our students

### Our School at a glance

#### Involving parents in their child's education.

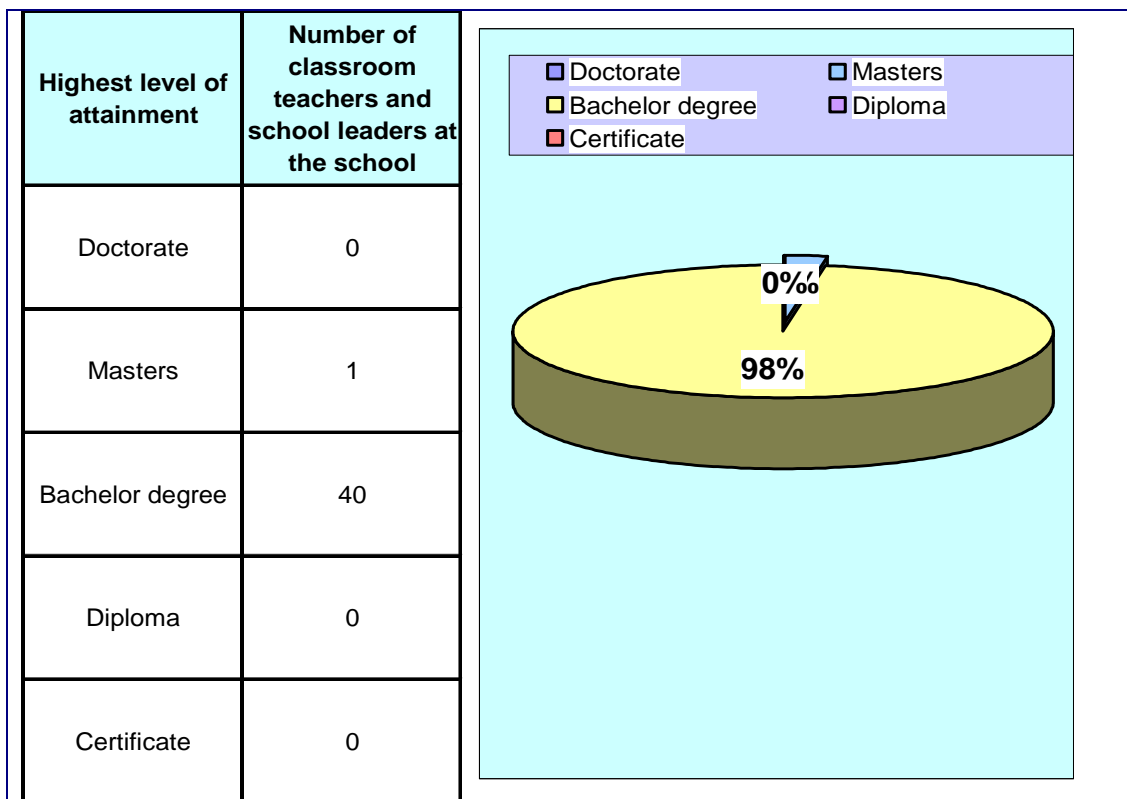
Chapel Hill State School promotes a supportive school environment where positive relationships are valued. A student support network is well established within the school with a School Chaplain, a GEM program, a Student Support Services Committee, Guidance Office, Support teacher, Speech Language Therapist and Occupational Therapist all providing support when needed

Chapel Hill State School has an open door policy and encourages parents to be involved in the school and in supporting their child's education. Our parent community is encouraged to participate in the P& C Association and parent forums are held during the year to ensure that parent opinions are included in school decision-making. Surveys are conducted each year to facilitate parent input. Parents are encouraged to come to class culminating activities so that students can demonstrate what they have learned. Many parents assist in Junior classrooms with the home-reading program. Parents are kept informed about student progress through a Term 1 Interim Report and end of Semester Report Cards for Semester 1 and Semester 2. Parent-teacher interviews are held twice a year and parents are able to access teachers by making appointments at any time during the year.

#### Qualifications of all teachers

## Performance of our students

### Our School at a glance



#### Expenditure on and teacher participation in professional development.

- The total funds expended on teacher professional development in 2008 was \$25000 .

The major professional development initiatives are as follows:

English (including Literacy), Mathematics ,First Steps Reading, Robotics, Science Connections, QCAR

- The involvement of the teaching staff in professional development activities during 2008 was 100 %.

#### Average staff attendance

- For permanent and temporary staff and school leaders the staff attendance rate was 96% in 2008.

#### Proportion of staff retained from the previous school year.

- From the end of the 2007 school year, 88 % of staff was retained by the school for the entire 2008 school year.

## Performance of our students

### Our School at a glance

#### Student attendance

The average attendance rate as a percentage in 2008 was 95 %.

#### Key outcomes

National Assessment Program – Literacy and Numeracy (NAPLAN) results - our reading, writing, spelling, grammar and punctuation, and numeracy results for the Years 3, 5, 7 and 9.

Domain	Measures		Yr 3	Yr 5	Yr 7
Reading	Average score for the school		418 <sub>t</sub>	533	610
	Average score for Queensland		371.1	466.1	528.1
	For the school the percentage of students at or above the national minimum standard.	2008	93%	93	98
Writing	Average score for the school		424	494	575
	Average score for Queensland		391.8	468.9	522.7
	For the school the percentage of students at or above the national minimum standard.	2008	95 %	95%	95 %
Spelling	Average score for the school		410	494	579
	Average score for Queensland		366.7	462.0	528.0
	For the school the percentage of students at or above the national minimum standard.	2008	98 %	94 %	98 %
Grammar and Punctuation	Average score for the school		434	547	594
	Average score for Queensland		370.4	476.6	518.0
	For the school the percentage of students at or above the national minimum standard.	2008	97%	96%	(8%
Numeracy	Average score for the school		429	522	609
	Average score for Queensland		367.9	458.2	539.0
	For the school the percentage of students at or above the national minimum standard.	2008	97%	99%	100%

#### Results in the Year 2 Diagnostic Net

## Performance of our students

### Our School at a glance

	Percentage of students not requiring additional support
Reading	89.5%
Writing	95.5%
Number	95.5%

### Value added

Academic learning outcomes, as measured by the Queensland Year 3, 5 & 7 Tests, is “measurably above” both the State and “like-schools” means. Chapel Hill School students demonstrate high levels of achievement on systemic testing such as the 3, 5, 7 National Assessment Program – Literacy and Numeracy (NAPLAN). This is reflected by the whole school curriculum programs which are reviewed regularly. Emphasis is also placed on increasing the distance travelled academically by each individual student. The school strives to provide students with a balanced education and a broad range of relevant and engaging learning experiences, challenging the students to discover their unique potential and individual strengths.

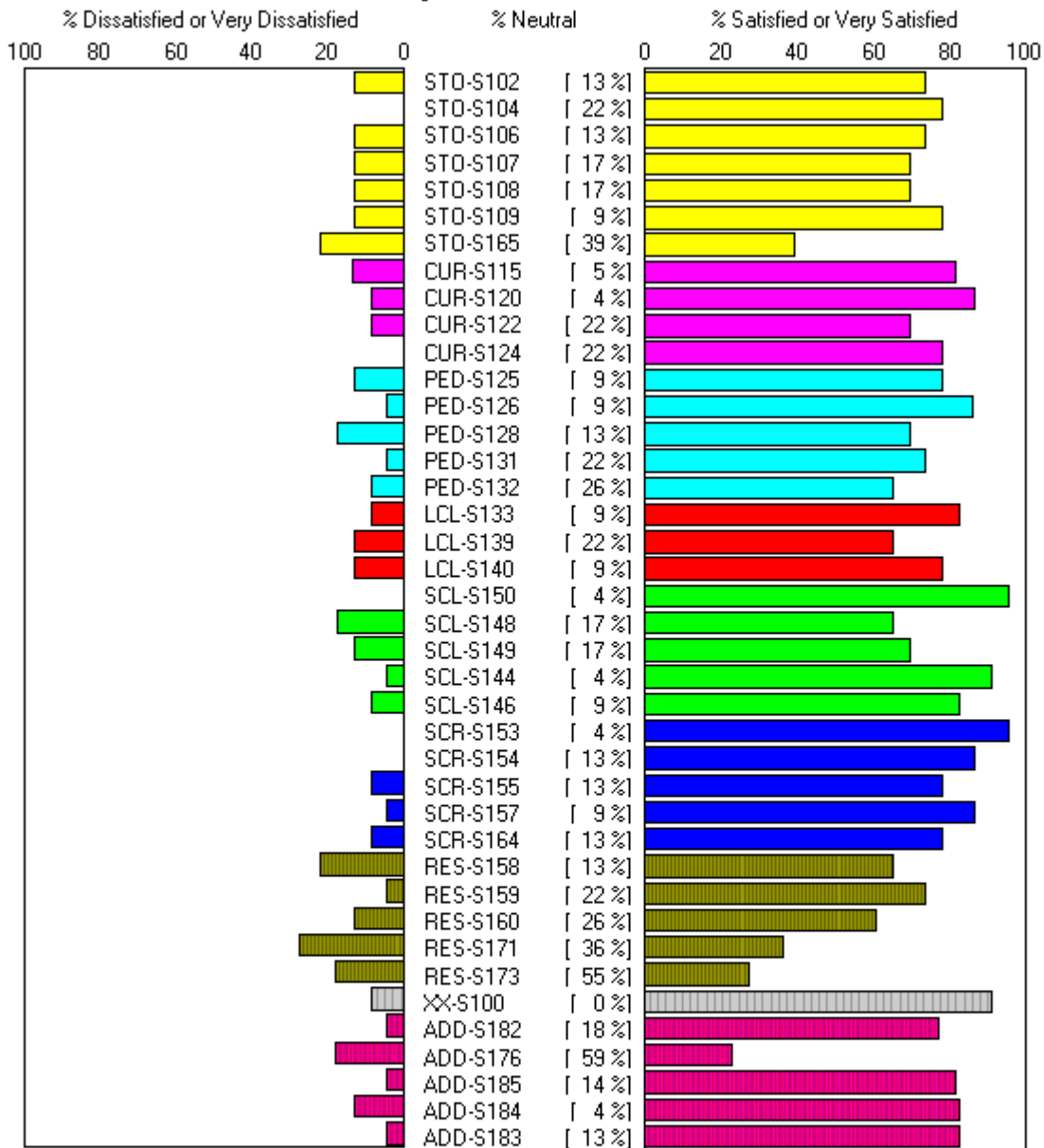
### Parent, student and teacher satisfaction with the school

Chapel Hill State School surveyed performance by parents, students and teachers. The graphs indicate the level of satisfaction by each group. The results indicate the school is performing above State and Like Schools levels.

# Performance of our students

## Our School at a glance

**Chapel Hill State School**  
**School Surveys - Parent Satisfaction - Item Response Frequencies for 2008**  
**All Parents [23 respondents]**  
**by Performance Areas**



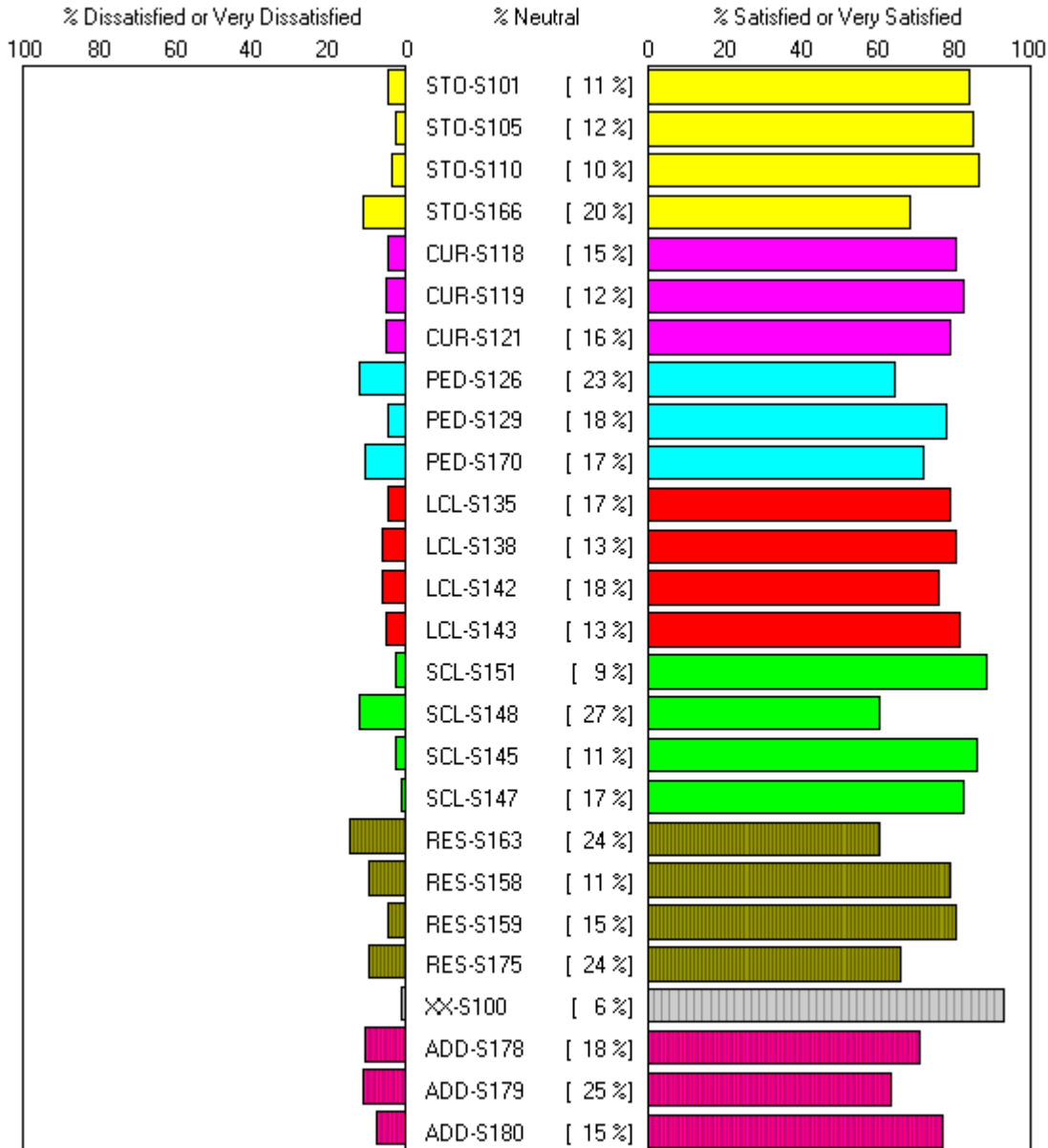
- CUR Curriculum
- PED Pedagogy
- LCL Learning climate
- SCL School climate
- SCR School-community relations
- RES Resources
- XX General satisfaction item
- ADD Additional Items

DW: Data has been withheld for confidentiality reasons.

# Performance of our students

## Our School at a glance

**Chapel Hill State School**  
**School Surveys - Student Satisfaction - Item Response Frequencies for 2008**  
**All Students (115 respondents)**  
**by Performance Areas**



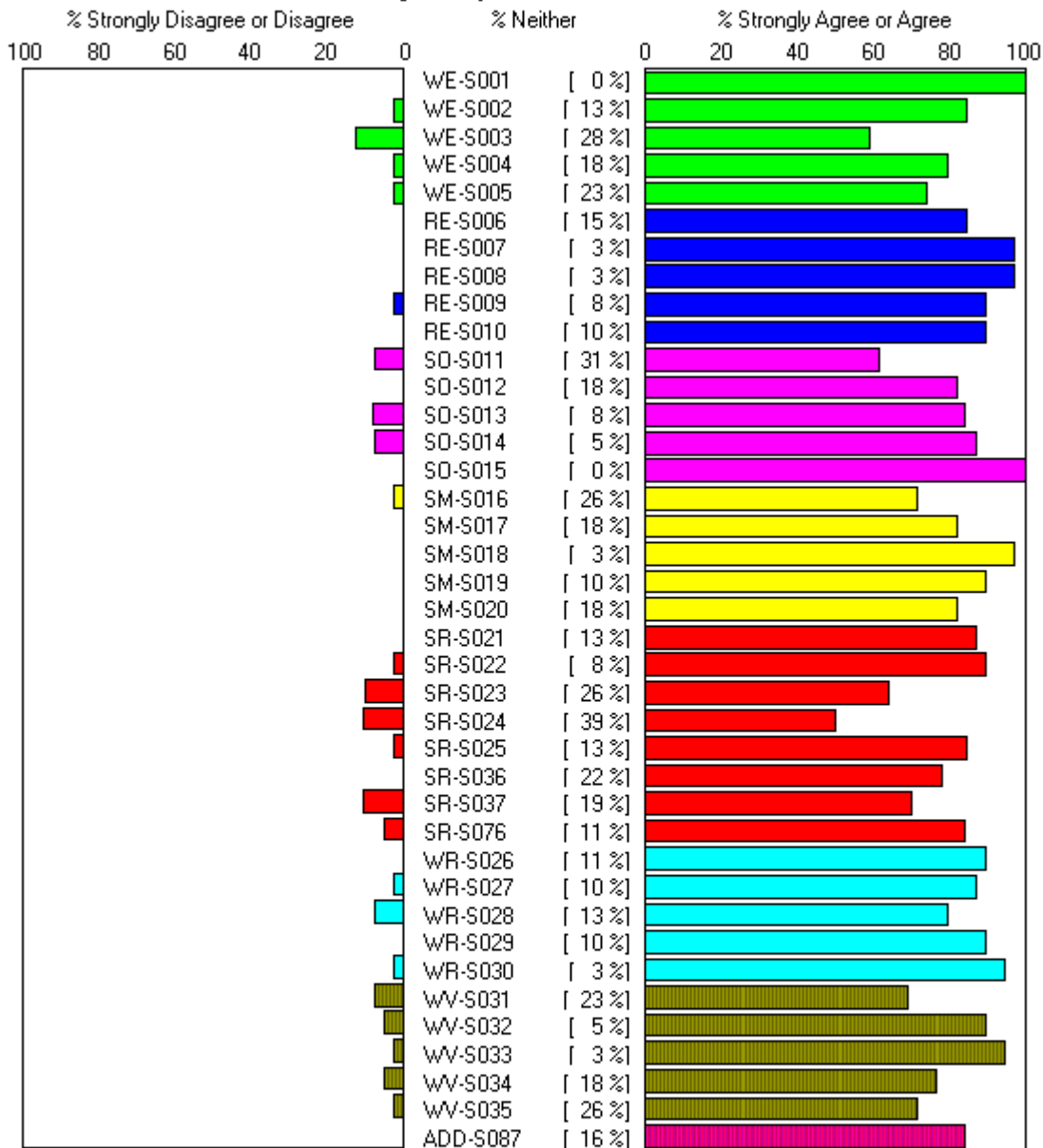
- STD Student outcomes
- CUR Curriculum
- PED Pedagogy
- LCL Learning climate
- SCL School climate
- RES Resources
- XX General satisfaction item
- ADD Additional Items

DW: Data has been withheld for confidentiality reasons.

# Performance of our students

## Our School at a glance

**Chapel Hill State School**  
**School Surveys - Staff Opinion - Item Response Frequencies for 2008**  
**All Staff (39 respondents)**  
**by Workplace Dimensions**



- RE Relationships
- SO School operations
- SM Staff morale
- SR Support, resources and training
- WR Work roles
- WV Work value and recognition
- ADD Additional Items
- XX Other items

D'W: Data has been withheld for confidentiality reasons.

Performance of our students

Our School at a glance